

FREE GUIDE

THE HIDDEN HORMONE SABOTAGING YOUR WEIGHT LOSS

(And How to Fix It Naturally)

Balance your body, boost your energy, and
burn fat faster — no crash diets or crazy
workouts required.



LINDA SMITH

The Hidden Hormone Sabotaging Your Weight Loss (And How to Fix It Naturally)

Balance your body, boost your energy, and burn fat faster — no crash diets or crazy workouts required.

By: **Linda Smith**

[Recommended Resources](#)

Copyright © Linda Smith

No part of this publication may be reproduced, stored in, or introduced into a retrieval system, or transmitted, in any form, or by any means (electronic, mechanical, photocopying, recording, or otherwise) without the prior written permission of the copyright owner except in the case of brief quotations embodied in critical articles and reviews.

This guide is for informational purposes only. The author is not a medical professional, and the content herein is not intended as medical advice, nor should it be used to diagnose or treat any health condition. Always consult a qualified healthcare provider before starting any new health or nutrition program.

Table Of Contents

INTRODUCTION: When Willpower Isn't the Problem

CHAPTER 1: THE HIDDEN HORMONE

Meet Your Metabolic Regulator

Why Diets and Exercise Alone Don't Work

The Everyday Triggers That Keep You Stuck

CHAPTER 2: THE NATURAL FIX

Step 1: Reboot Your Morning Routine

Step 2: Eat to Balance, Not Restrict

Step 3: The Smart Snack Strategy

Step 4: Sleep Like It's Your Job

Step 5: Calm Your Cortisol

Step 6: Move Smarter, Not Harder

Step 7 — Support Your Body with Natural Nutrients

CHAPTER 3: Implementation & Tracking: Making It Real

Your 7-Day Hormone Reset Plan

Troubleshooting Quick Guide

Mindset Reset — Progress Over Perfection

The Power of Consistency

CHAPTER 4: Wrap-Up & Next Steps

Quick Recap: Your Three-Step Natural Reset

Real Stories, Real Hope

When You're Ready for a Little Extra Help

Thank You

INTRODUCTION: When Willpower Isn't the Problem

You wake up determined.

Today will be different.

You'll stick to your meals, hit your step goal, drink the water. Maybe, finally, the scale will budge.

But by mid-afternoon, you're exhausted, a little foggy, and strangely hungry for things you swore off this morning. The day ends the same way it always does — a quiet mix of frustration and guilt.

If that sounds familiar, take a deep breath. You are **not** lazy, weak, or broken. Your body is simply responding to the signals it's getting — and one of those signals has been stuck on *store fat* instead of *burn fat*.

We spend so much time trying to outsmart our bodies with diet rules and exercise plans, yet the real key to steady fat loss isn't more effort. It's understanding what your hormones are trying to tell you.

This guide is about decoding that language — and then gently, naturally, teaching your body a new rhythm.

Why You're Not Crazy for Feeling Stuck

If you've ever wondered, "*Why can other people lose weight doing the same things I do?*" the answer almost always comes down to hormones.

Think of your hormones as a conversation happening behind the scenes — messages between your brain, gut, liver, and fat cells. When that conversation

goes smoothly, your body hums along beautifully: you eat, you use what you need, and you burn the rest for energy.

When the conversation breaks down — because of stress, poor sleep, or the wrong foods — your metabolism slows and your cravings spike. You can white-knuckle through it for a few days, but eventually biology wins.

No amount of motivation can override a body that feels unsafe or under-fed.

That's why the goal of this program isn't to punish you into submission; it's to **restore trust** between you and your metabolism.

CHAPTER 1: THE HIDDEN HORMONE

Meet Your Metabolic Regulator

Inside every one of us is a quiet traffic controller — the hormone that decides whether calories are used for fuel or stored for later.

When it's balanced, your metabolism runs like a green light. You eat, your body uses what it needs, and you feel light, warm, and energetic.

When it's imbalanced, the light turns red. Everything slows. You feel cold, tired, hungry, and you gain fat in the same stubborn places no matter what you do.

Modern life keeps that light red more often than not. We wake up to our phones, grab caffeine instead of breakfast, push through stress, and stay up late under blue screens. Our bodies are still wired for sunlight and rest — and they're quietly panicking at how little of either they get.

The good news? Hormones respond quickly to kindness.

You can turn that traffic light back to green in a matter of days with simple changes that feel good, not punishing.

A Quick Self-Check

Take a moment and notice which of these sound like you:

- Constant sugar or carb cravings, even after eating
- Mid-afternoon brain fog or fatigue
- A waistline that seems to expand no matter how clean you eat
- Sleep that's light or restless

- Feeling irritable when you're hungry
- Weight that refuses to move despite "doing everything right"

If you nodded yes to three or more, your body's internal traffic light is likely stuck on red. Don't panic — that's fixable, and this guide will walk you through how.

Why Diets and Exercise Alone Don't Work

We've all been taught that weight loss is simple math: calories in versus calories out.

But your body isn't a calculator — it's a living, hormonal symphony. When you slash calories too far or push workouts too hard, you spike the very stress hormones that tell your body to hold on to fat.

Here's what usually happens:

1. You cut calories and ramp up exercise.
2. Your stress hormone rises.
3. Sleep suffers.
4. Appetite hormones respond by increasing hunger.
5. You crave, eat more, feel guilty, and start again.

It's not weakness; it's chemistry.

The smarter approach is to **cooperate** with your hormones, not fight them. When you sleep better, eat balanced meals, and manage stress, your body stops clinging to fat "just in case."

That's when weight loss feels almost effortless — because it's no longer a battle against your biology.

Where We Go from Here

In the next chapters, you'll learn how to:

- Reboot your mornings so your metabolism wakes up naturally
- Choose foods that balance rather than restrict
- Sleep in a way that encourages fat loss instead of storage
- Calm the stress responses that keep your belly soft and your mind anxious
- Support your body with nutrients it's likely missing

By the time you finish, you'll understand more about how your body works than most nutrition books ever teach — and you'll have a clear, gentle plan to set it right again.

The Everyday Triggers That Keep You Stuck

You don't need a diagnosis to know when something's off.

The body whispers long before it shouts — tired in the morning, anxious mid-day, wired at night. The trick is to listen early and fix the rhythm before it collapses completely.

Here are the five most common patterns that quietly derail your hormones and keep your fat-burning switch turned off.

1. Poor Sleep (The Silent Saboteur)

When you sleep less than seven hours, your hunger hormones skyrocket. Ghrelin — the “feed me” hormone — rises, while leptin — the “I’m full” hormone — drops.

You wake up craving quick fuel: sugar, caffeine, carbs.

Sleep deprivation isn’t just about being tired; it’s biochemical confusion. Your body starts hunting for energy that should have come from rest.

Try this tonight:

Turn off bright lights an hour before bed. Read, stretch, or sit quietly.

If your mind races, write a simple note: *“I’ll deal with this tomorrow.”* Then let it go.

2. Processed Food (The Fake Fuel)

Your body evolved for real food — the kind that lived, grew, or swam.

Every processed bite confuses your hormones with artificial signals.

Refined sugar spikes insulin, processed oils trigger inflammation, and chemical flavorings tell your brain, *“Something’s missing.”*

The result: you eat more, feel less satisfied, and your hormone balance slides further out of range.

Try this tomorrow:

Choose one meal — maybe lunch — and make it *real*.

Protein, colorful plants, a drizzle of healthy fat.

Notice how you feel three hours later: calmer, steadier, no crash.

3. Chronic Stress (The Modern Weight-Gain Machine)

Cortisol's job is to save you from danger.

It floods your bloodstream with glucose for quick energy, shuts down digestion, and preps you to fight or flee.

Useful if you're being chased.

Not so helpful if you're just late for a meeting.

Constant cortisol means constant fat storage — especially around the belly.

Your body thinks you're under threat, and it's hoarding reserves "just in case."

Try this right now:

Drop your shoulders. Inhale slowly for four seconds, exhale for six.

Feel the weight leave your chest. That one breath tells your body: *You're safe.*

4. Too Much Caffeine (The Double-Edged Sword)

Coffee feels like energy, but it's really borrowed adrenaline.

A cup or two is fine. Three, four, or five keeps cortisol high all day.

You stay alert but anxious, hungry but wired, tired but unable to rest.

Try this small swap:

Have your first cup *after* breakfast, not before.

If you need a second one, switch to green tea — it steadies energy without spiking stress hormones.

5. Overtraining (The Hidden Overload)

Exercise is medicine — but the dose matters.

More isn't always better.

When you hammer your body daily with high intensity and minimal recovery, cortisol never gets a chance to fall. You burn muscle, hold water, and stall fat loss.

Try this approach:

Three days of moderate effort, two of stretching or yoga, two of rest or easy walks.

Consistency beats exhaustion.

The Takeaway

Your hormones don't need punishment; they need rhythm.

When you eat real food, rest, breathe, and move with intention, you stop sending mixed signals. Your body finally exhales — and that's when fat loss begins to feel effortless.

CHAPTER 2: THE NATURAL FIX

Step 1: Reboot Your Morning Routine

Your morning is the spark that ignites (or snuffs out) your metabolism for the rest of the day.

You can think of it as a daily “signal reset.”

How you wake, what you eat, and when you move tells your hormones what kind of day to expect.

Most people roll straight from sleep into stress: alarm → phone → caffeine → rush.

Your body reads that as emergency mode.

Instead, we’re going to rewrite your first 30 minutes to whisper *“You’re safe, we’ve got this.”*

Your Morning Reboot Plan

1. **Hydrate first.**

One tall glass of water before anything else.

Add a squeeze of lemon or pinch of sea salt for minerals.

Your metabolism can’t wake up without fluid.

2. **Get sunlight.**

Step outside for 5–10 minutes. Sunlight sets your internal clock and boosts serotonin, which later turns into the sleep hormone melatonin.

Morning light now means better rest tonight.

3. **Move lightly.**

Not a workout — a *wake-up*.

Stretch, walk, breathe.

This tells your muscles, “Time to burn.”

4. **Eat a real breakfast.**

Include protein (eggs, yogurt, shake, tofu) and healthy fat (avocado, nuts).

This stabilizes blood sugar and stops the mid-morning crash.

Quick Morning Example

- 7:00 Drink water, open curtains.
- 7:05 Step outside, breathe, stretch.
- 7:15 Make breakfast.
- 7:30 Sit, eat slowly, plan your day.

In fifteen calm minutes, you’ve flipped the switch from “store” to “burn.”

Step 2: Eat to Balance, Not Restrict

Forget “good” foods and “bad” foods.

Your hormones care less about perfection and more about proportion.

Every balanced meal should include:

- **Protein** — for repair and appetite control
- **Fiber** — for digestion and blood sugar
- **Healthy fats** — for hormone production and satiety
- **Color** — plants and antioxidants calm inflammation

The Balanced Plate Rule






- ½ plate: colorful vegetables
- ¼ plate: quality protein
- ¼ plate: slow carbs (quinoa, sweet potato, beans)
- drizzle of healthy fat (olive oil, avocado, nuts)

When you eat this way, you don't need to count calories — your body naturally self-regulates.

After a week of balanced meals, most people notice:

- Less afternoon fatigue
- Fewer cravings
- Better digestion
- Steadier moods

Top Hormone-Balancing Foods

-  Avocados – nourish cell membranes.
-  Salmon – rich in omega-3s.
-  Eggs – complete protein and choline for metabolism.
-  Leafy greens – supply magnesium for calm.
-  Berries – antioxidants for hormone health.

Tonight's mission: build one balanced plate using these foods.

Eat slowly. Notice how different “satisfied” feels from “stuffed.”

Step 3: The Smart Snack Strategy

You can't run a body on fumes.

When you skip meals, blood sugar dips and cortisol rises. You crave sugar, your willpower tanks, and your body panics — “We're starving!”

The fix is simple: eat before you're desperate.

Snack Pairings That Work

- Almonds + apple slices
- Greek yogurt + berries
- Boiled egg + veggie sticks
- Cottage cheese + pineapple
- Handful of walnuts + a square of dark chocolate

Each pairing combines **protein + fiber**, the magic duo for steady energy.

Mini Rule of Thumb

Never go more than **four hours** without real food.

That single habit prevents most binge-eating episodes before they start.

Prep two snacks tonight; tomorrow's cravings won't stand a chance.

End-of-Day Reflection

Check in with yourself each evening:

- Did I hydrate this morning?
- Did I eat a balanced plate twice today?
- Did I go too long without food?

Awareness is change in motion.

Transition to the Next Section

You've now covered the foundation — food, rhythm, and the first wave of gentle reset habits.

In the next part, you'll learn why **sleep, stress, and movement** form the “invisible triangle” of hormone balance — and how to fine-tune each without turning your life upside down.

Step 4: Sleep Like It's Your Job

If there were a single “secret weapon” for weight loss, it wouldn't be a supplement or superfood — it would be **sleep**.

Every night your body performs invisible magic.

Growth hormone repairs tissue.

Melatonin cools inflammation.

Your hunger hormones reset.

It's the original detox — and it's completely free.

Yet, most of us treat sleep like an optional luxury, squeezing in what's left after scrolling, emails, or Netflix.

Then we wake up foggy, reach for caffeine, skip breakfast, and start the stress loop all over again.

Sound familiar?

How Lack of Sleep Disrupts Fat Loss

When you shortchange sleep, two things happen:

- 1. Your appetite hormones go rogue.**

You crave sugar and refined carbs because your brain is begging for fast fuel.

- 2. Your metabolism slows.**

Your body interprets exhaustion as danger — so it conserves energy by storing fat.

You can do everything else right and still spin your wheels if you're sleeping poorly.

The 3–2–1 Formula

To fix sleep without expensive gadgets or pills, try this rhythm tonight:

3 hours before bed: stop eating.

2 hours before bed: stop working.

1 hour before bed: power down screens.

During that last hour, give your brain gentle signals of safety: read, stretch, journal, or sip herbal tea.

Within a week, you'll notice your evenings softening, your mornings lighter.

A Short Nighttime Ritual

- Turn off overhead lights; switch to lamps or candles.
- Write down three things that went right today.
- Stretch your arms overhead, take five deep breaths, and say (quietly):
“I’m done for the day.”

It’s amazing how much fat you can burn doing absolutely nothing — provided you’re asleep while it happens.

Step 5: Calm Your Cortisol

We’ve talked about cortisol already — the stress hormone that’s both hero and villain.

Without it, you’d never wake up or react to danger.

With too much of it, you live in constant “fight or flight,” even while sitting still.

If your belly feels soft but bloated, if your shoulders never unclench, if you wake at 3 a.m. thinking about your to-do list — cortisol is running the show.

How Stress Sneaks In

Stress isn’t only about emotions.

It can be hidden in:

- Too much caffeine
- Endless multitasking

- Blue light at night
- Even the internal dialogue of “I should be doing more”

Each whisper tells your body, “*We’re under threat.*”

So it responds by hoarding fat and draining energy.

Tiny Stress Resets That Work

You don’t need an hour-long meditation. Try these micro-moments:

The One-Minute Breath Reset

Inhale for 4 seconds, hold for 1, exhale for 6.

Repeat five times. Notice your pulse drop.

The 5-Minute Nature Break

Step outside. Look for one tree, one cloud, one moving thing.

Your nervous system instantly recalibrates.

The Gratitude Pause

Before bed, name three things that went right today — even small ones.

Your brain can’t feel gratitude and fear at the same time.

An Important Reminder

You don’t have to *earn* your rest.

A rested body is a responsive body.

When cortisol settles, your digestion improves, your cravings calm, and the weight that used to feel “stuck” starts to shift.

Peace itself becomes a fat-burning strategy.

Step 6: Move Smarter, Not Harder

You can't out-run stress.

Many of us try — hours on the treadmill, boot camps that leave us dizzy — but relentless exercise can actually make hormonal chaos worse.

Movement is essential, yes. But the type, timing, and tone matter more than the number of calories burned.

Why Too Much Intensity Backfires

Every workout is a form of stress. In small doses, it's beneficial — your body adapts by growing stronger.

But without recovery, cortisol stays elevated, inflammation builds, and fat loss stalls.

Think of exercise as a conversation, not a battle.

You want your body to respond, not rebel.

Your “Hormone-Friendly” Movement Plan

Day Focus

Duration Goal

Mon Brisk walk or light weights 20–30 min Wake up metabolism

Day	Focus	Duration	Goal
Tue	Yoga or stretch	20 min	Calm nervous system
Wed	Moderate strength or swim	30 min	Build lean muscle
Thu	Gentle movement	10 min	Recovery
Fri	Walk or dance	20–30 min	Joy + consistency
Sat	Play / hike / active fun	flexible	Move naturally
Sun	Rest	—	Repair + recharge

Quick Guidelines

- Stop workouts that leave you wrecked for days.
- End each session with a minute of slow breathing.
- If your sleep worsens after exercise, scale back intensity, not frequency.

Try This Now

Stand up, roll your shoulders back, and take ten deep breaths while stretching your arms overhead.

Congratulations — you just told your body to burn energy again.

What You'll Notice First

Within two weeks of gentler, smarter movement, most people say:

- “My clothes feel looser even if the scale hasn’t changed.”

- “I’m not dragging myself to the gym anymore.”
- “My energy lasts all day.”

That’s the sound of hormones finding their rhythm again.

Transition to Step 7: Nutrient Support

Now that your foundations are set — rest, rhythm, food, and movement — you’ve already changed more than most “diets” ever do.

The next section looks at how **specific nutrients** can act as quiet reinforcements, helping your hormones stay balanced when life gets busy.

Step 7 — Support Your Body with Natural Nutrients

You’ve built the foundation: real food, calm mornings, better sleep, movement that feels good.

Now it’s time to give your body the *materials* it needs to keep that balance.

Food alone can do a lot, but modern diets and stress often drain key minerals and plant compounds that regulate hormones.

Think of nutrients as the background crew keeping the lights on.

The Essential Four

1. Magnesium – The Calm Maker

Modern soil is depleted, and stress burns through magnesium like a wildfire.

Getting enough can ease muscle tension, deepen sleep, and quiet racing thoughts.

Try leafy greens, pumpkin seeds, or a gentle evening supplement.

2. Omega-3 Fats – The Anti-Inflammatory Armor

Found in salmon, sardines, walnuts, and flax.

They cool inflammation, improve mood, and help your cells “hear” hormonal messages clearly.

3. Ashwagandha – The Stress Whisperer

An ancient adaptogen that helps normalize cortisol.

People often describe it as feeling “less jumpy” — calmer focus, steadier energy.

4. Green Tea Extract – The Steady Burn

Mild caffeine plus catechins promote fat oxidation without jitters.

Try swapping your second coffee for green tea.

Tiny Add-Ins That Make a Difference

- Sprinkle hemp seeds on salads.
- Add cinnamon to coffee for blood-sugar control.
- Keep a magnesium spray or Epsom salt bath handy.
- Hydrate with mineral water, not just plain.

Small upgrades compound fast.

A Word on Supplements

Supplements should *support*, not replace, healthy habits.

Look for clean formulations — no artificial stimulants, minimal fillers, tested purity.

Choose brands that emphasize nutrient synergy (adaptogens + minerals + antioxidants) rather than megadoses of one ingredient.

If you already have a trusted natural product that fits those guidelines, fold it into your daily rhythm now.

CHAPTER 3: Implementation & Tracking: Making It Real

Habits only stick when you can see them working.

These next pages turn ideas into structure.

Your 7-Day Hormone Reset Plan

Day	Morning	Midday	Evening
Mon	Water + sunlight	Balanced lunch	3-2-1 sleep rule
Tue	Stretch + protein breakfast	Smart snack	Gratitude list
Wed	Walk outside	Veggie-heavy meal	Herbal tea
Thu	Breathing break	Hydrate check	Early bed
Fri	Repeat AM routine	Add greens	Screen-free hour
Sat	Outdoor fun	Prep snacks	Reflect on week
Sun	Rest + plan	Light meals	Relax, no guilt

Each day isn't about perfection; it's about rhythm.

Mark checkboxes, note improvements, and celebrate the tiniest wins — because momentum builds from micro-successes.

Daily Tracker

Date Sleep (hrs) Energy 1-5 Cravings 1-5 Mood 1-5 Notes

Two minutes of honest tracking beats a week of guessing.

Patterns tell you what's really working: maybe water fixes fatigue or a ten-minute walk erases cravings.

Awareness = power.

Troubleshooting Quick Guide

Problem	Likely Cause	Simple Fix
Still tired	Poor sleep quality	Apply the 3-2-1 rule + magnesium
Cravings	Skipped meals	Add a protein snack
Bloating	Dehydration	Two extra glasses of water
Plateau	Overtraining	Add one rest day
Low motivation	High stress	Breathing or gratitude reset

Your body isn't resisting; it's communicating. Listen, adjust, move forward.

Mindset Reset — Progress Over Perfection

Weight loss is rarely linear. Some days you'll feel unstoppable; others you'll want to quit.

That's not failure — that's biology recalibrating.

Perfection pushes stress; consistency invites balance.

Three Grounding Thoughts

1. **My body isn't broken; it's learning balance.**

2. **Small improvements count more than perfect plans.**

3. **I can trust slow progress — it lasts.**

Write these somewhere visible. Say them when you catch yourself judging progress by the mirror alone.

Celebrate the Non-Scale Wins

- Waking up before your alarm.
- Clearer skin.
- Steady afternoon energy.
- Better mood.
- A looser waistband even if the scale hasn't moved.

Those are biochemical proof that hormones are stabilizing.

The Power of Consistency

Real change lives in repetition.

It takes about three weeks for habits to become the new normal and roughly three months for hormones to fully settle into rhythm.

Think of the 7-day plan as Chapter One.

Repeat it three times, and you'll own it.

21-Day Momentum Checklist

- ✓ Reprint trackers weekly
- ✓ Review quick-win pages each Sunday
- ✓ Keep bedtime consistent
- ✓ Batch-cook or prep snacks twice weekly
- ✓ Reflect on gratitude daily

Consistency feels ordinary — until you notice you're no longer struggling.

CHAPTER 4: Wrap-Up & Next Steps

Quick Recap: Your Three-Step Natural Reset

- 1 **Reset Your Rhythm** – sleep, stress, movement.
- 2 **Rebalance with Food** – protein, fiber, healthy fats, color.
- 3 **Reinforce with Nutrients** – minerals, adaptogens, gentle support.

Post this list where you'll see it every morning.

Real Stories, Real Hope

"I stopped dieting and started sleeping — the weight finally moved." – Kara L.

"I have energy again. I can play with my kids after work instead of collapsing." –

Jason T.

Your success story will look different, but it starts the same way — by giving your body what it's been asking for all along: balance.

Continue Your Journey

You've already reset the switch. Keep it flipped:

- Join the *Balanced Body* email circle for weekly encouragement.
- Follow our social channels for mini challenges and recipe ideas.
- Download the printable 21-Day Consistency Calendar to stay on track.

Momentum loves company.

When You're Ready for a Little Extra Help

By now, you've seen how small, natural shifts can wake up your metabolism — better sleep, balanced meals, smarter movement, calm mornings.

Sometimes, though, even with the best habits, your body still needs a nudge. That's where [targeted nutritional support](#) can make a big difference.

There are thousands of supplements out there claiming to speed up weight loss, but very few actually work in harmony with your hormones.

After researching and testing several options, one stood out for its quality, ingredient profile, and real results.

It blends adaptogens, gentle thermogenic herbs, and key minerals that align perfectly with what you've learned in this guide — helping support energy, hormone balance, and steady fat metabolism *without* stimulants or crash effects.

I like it because it **complements** everything in your 7-Day Hormone Reset Plan. It's not about doing more — it's about giving your body the consistent support it deserves.

If you'd like to learn more about how it works (and check current discounts), visit:

[➔ Recommended Metabolic Support](#)

"It is definitely a natural companion to your hormone reset journey — formulated to support balance, energy, and fat metabolism."

This [recommendation](#) is based on personal experience and research.

Thank You

Thank you for showing up for yourself.

Every page you've read, every glass of water, every early bedtime — they all add up.

Your body isn't fighting you. It's listening.

Keep speaking kindly to it, keep the rhythm, and watch what happens.

Disclaimer: This guide is for educational purposes only and is not a substitute for professional medical advice.

=>> [More Recommended Resources Here](#)